

ERGOLINE ESSENCE 48

LAMPS



BODY
48 @200W 2M

FACIAL
N/A

SIDE
N/A

SPAGHETTI
N/A

CANOPY
N/A

SHOULDER
N/A

LED TECHNOLOGY
No Red LEDs

POWER



RATED VOLTAGE
230 V

**RATED AMP
DRAW 3 Ø**
24

RATED FREQUENCY
60 Hz

**RATED AMP
DRAW 1 Ø**
40


RATED BREAKERS
40 amp 3-pole
60 amp 2-pole

**POWER CONSUMPTION
RATING**
9,100 W

MAINS POWER CONNECTION

- The unit is configured from the factory for connection to 3-Phase power.
- A 1" liquid-tight connector is provided

PRODUCT SPECIFICATIONS



**NOISE LEVEL 1M AWAY
FROM DEVICE**
< 71.6 dB

WEIGHT
approx. 666 lbs

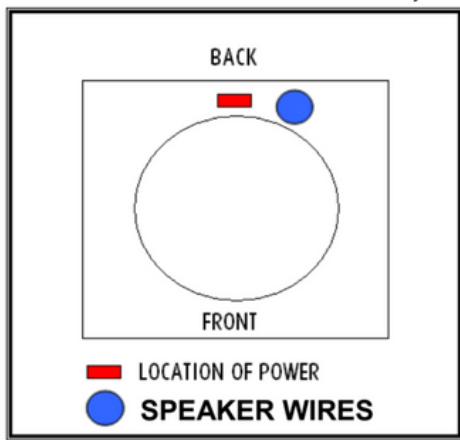
**NOISE LEVEL
INSIDE THE DEVICE**
58.8 dB

UNIT FOOTPRINT
82 11/16" X 94 1/2"

**LOAD ON THE
ACRYLIC PANEL**
max. 330 lbs

**OPERATING
TEMPERATURES**
59-89 °F

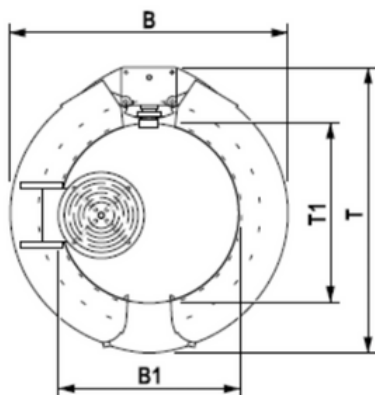
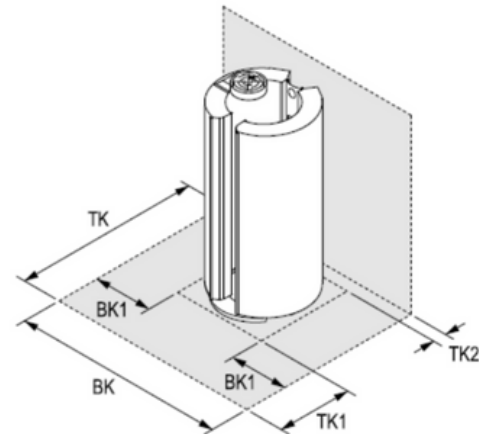
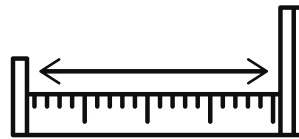
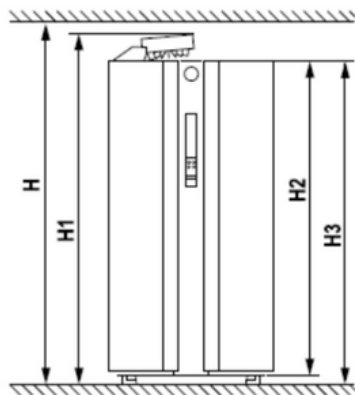




*Owner is responsible for all wiring up to the terminal block connection inside the device. As well as ensuring the wire is properly sized for the amp draw and breaker selection per the electrical code in their area.

**Minimum footprint size for proper operation and cooling of the unit. Does not account for door sizes or obstructions in the room. (Footprint measurement is not the room size)

MEASUREMENTS



	in.	mm.
B	42 15/16	1,090
B1	27 9/16	700
B2	53 2/16	1,350
B3	24 7/16	620
T	43 5/16	1,100
T1	27 9/16	700
T2	43 5/16	1,100
H	91 5/16	2,320
H1	89 6/16	2,270
H2	80 11/16	2,050
H3	83 14/16	2,130
BK	82 11/16	2,100
BK1	14 12/16	375
TK	94 1/2	2,400

	in.	mm.
TK1	39 6/16	1,000
TK2	11 13/16	300

